



**KING'S
COLLEGE**
TRANSFORMATION. COMMUNITY. HOLY CROSS.

OFFICE OF CAREER PLANNING

Highlights of the Class of 2022



Thank you for taking interest in the King's College community and the success of our graduates. As the Director of the Career Planning Office, I have the privilege to collaborate with the stakeholders of the College in support of our graduates' success. Each year, the Office of Career Planning conducts a survey of our graduates to provide a snapshot of their post-graduation activities. This year we are pleased to report a 69.8% response rate for this voluntary survey of which 98% of our respondents are considered placed in employment or continuing education activities.

Driven by the Office of Career Planning mission statement, "to promote lifetime career satisfaction by educating and empowering students to develop self-awareness, academic management skills, and professional skills", the Career Planning Office supports students' career aspirations through collaboration with academic departments, student services, and community partners. The staff in Career Planning strives to provide and support progressive programs guided by labor market trends and industry needs.

The Career Planning office offers four (4) core programs which engage students at all levels during their college career. Our "Career Development Across the Curriculum" offers five (5) distinct and progressive one (1) credit courses that are rooted in career development theory and reflect emerging career and job search trends as well as current economic conditions affecting the labor market. In addition to the (3) previously offered courses, beginning in Fall 2019, ***The Deciding Program*** was created as a collaborative effort of the Office of Career Planning and Academic Advisement and includes two (2) courses designed to help students make an informed and educated decision about their majors. In addition to the courses offered as part of the Career Development Across the Curriculum, the Office of Career Planning collaborates with the McGowan School of Business to offer two (2) courses as part of the Student Development Program; MSB 100 and MSB 400 and the Physician Assistant Program to offer one (1) course, PA201.

The "Professional Development Seminar Series" invites companies, community members, and our alumni to present on cutting edge topics focusing on enhancing students' knowledge and skills in the workplace. Our "Internship Program" is an academically based experience providing relevant "real world" experience to students in all majors. Finally, our "On-Campus Recruiting Program" provides opportunities for students and employers to connect through customized corporate recruiting events, including resume referrals, on-campus interviews, company tours, and networking opportunities.

The following report is a summary of our students' post-graduation status within six months after graduation. Data was collected based on academic department knowledge rate in addition to students' self-reported information. It is important to note that professional development at King's College is a collaborative community effort which values the individual characteristics of each of our students. If you have any questions or would like more information, please do not hesitate to contact the Office of Career Planning.



Sincerely,

Dr. Christopher Sutzko
Director, Office of Career Planning
King's College
Wilkes-Barre, PA

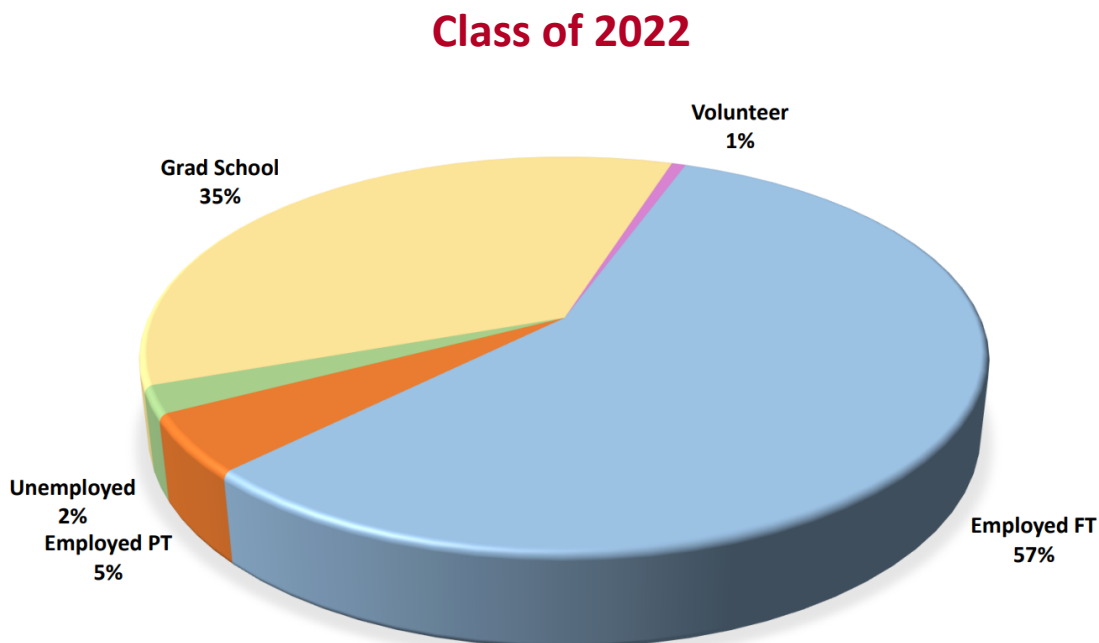
Placement Highlights For The Class of 2022

Each year the King's College Office of Career Planning prepares a report of our annual survey on the placement status of the graduates from the previous academic year. Information from this report has proven helpful to faculty, administrators, and staff in providing data to the stakeholders of King's College. The report includes highlights of the data gathered on the Class of 2022. An on-line survey was administered in person by the staff of the Office of Career Planning during the cap and gown pick-up event, and combined with the knowledge rate, this has yielded a much greater response rate than the previous year. We anticipate that this is a comparative representation of the entire population of graduates.

- **69.8%** or 314 of the 450 members of the class of 2022 obtaining a Bachelor's Degree responded to the survey or had information gathered from the knowledge rate.

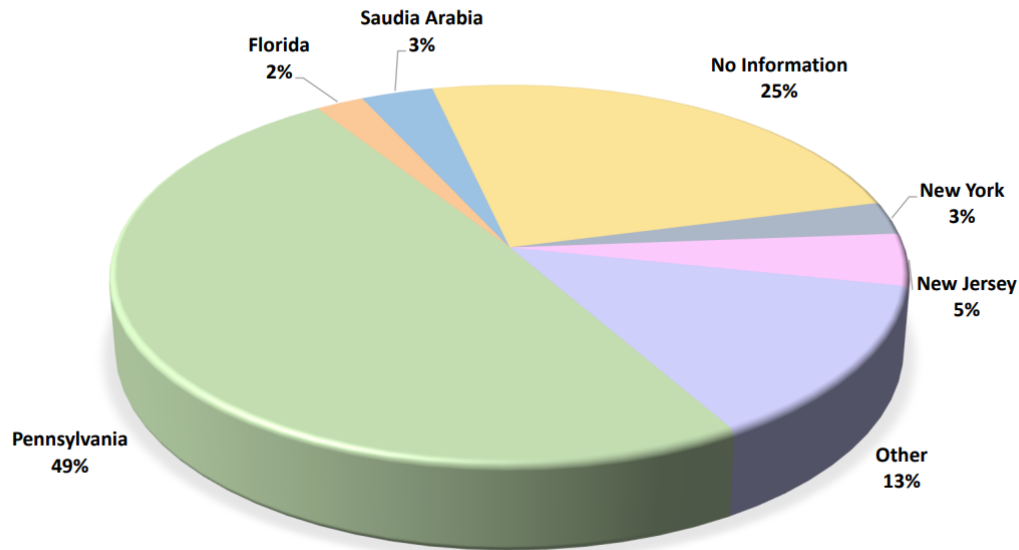
Of the responding graduates:

- **98%** are employed full-time or part-time, or enrolled in undergraduate, graduate or professional school, or doing volunteer work.
- **57%** are employed full-time.
- **35%** are attending graduate school or other professional school.
- **5%** are employed in part-time positions.
- **1%** are doing volunteer work.
- **2%** are unemployed and seeking employment.



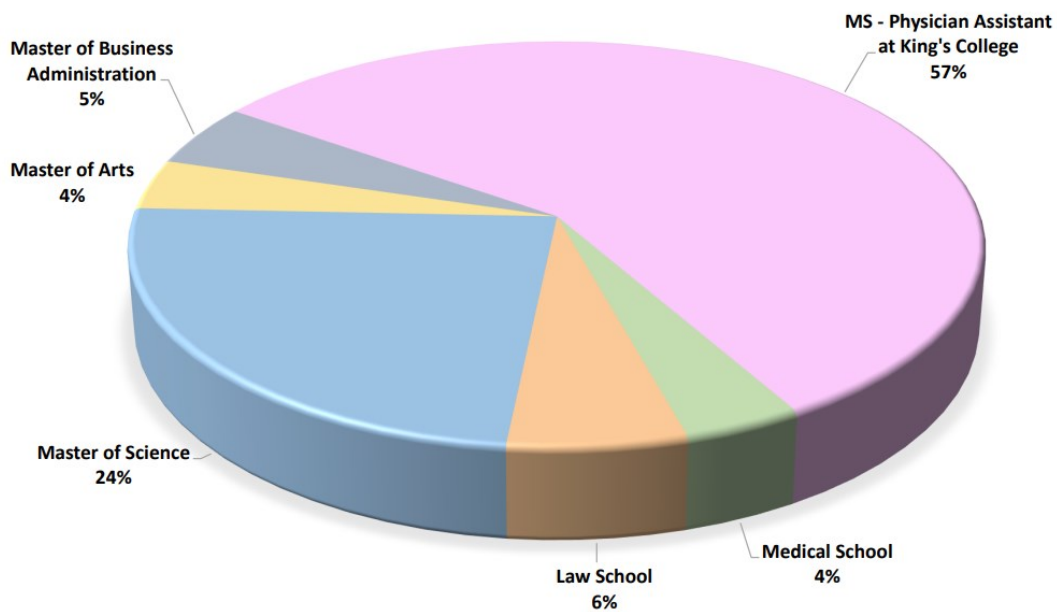
Geographic Employment

Many of graduates have secured employment in the Northeast Region of the country. Pennsylvania, New York, and New Jersey together employ **56%** of the full-time responding graduates.



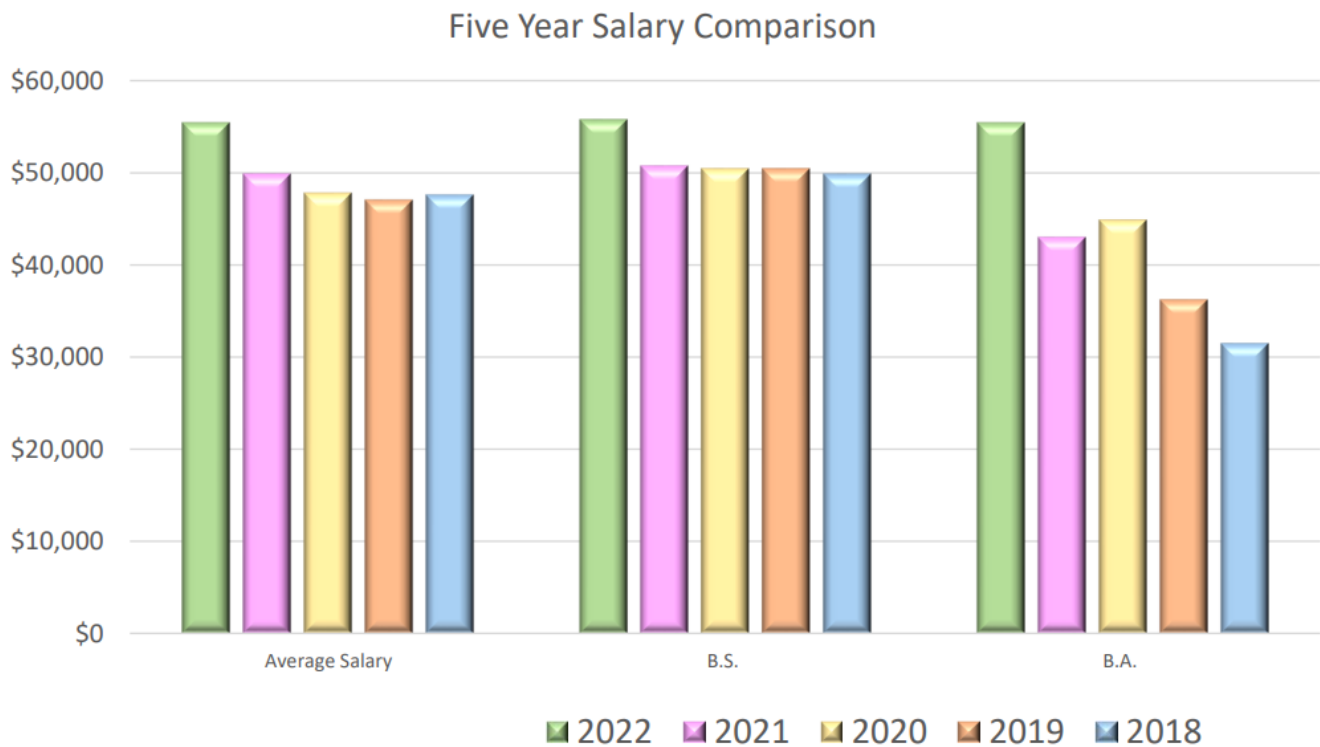
Graduate School Enrollments

Of the responding population, **32%** are attending graduate or professional school, which is a comparable to that of previous years. Of the students attending graduate school, **57%** are pursuing a Master of Science Degree in Physician Assistant Studies at King's College.



Salary Information

Salary information for the Class of 2022 was received from about **21%** of the full-time employed graduates who responded to the salary question on the survey. The average salary for 2022 graduates was \$55,376. Bachelor of Science degree graduates (including Bachelor of Science in Business Administration) were offered average salaries of \$55,706 and Bachelor of Arts degree graduates averaged \$53,667. There are significant variations in salary depending on academic major. Despite the lower response rate, these averages have increased significantly compared to previous years and should reflect average salaries for most graduates employed full-time.



Status of The Class of 2022

B.A., B.S., and B.S.B.A. Degrees	Emp. FT	Emp. PT	GS FT	UN	Vol.	No Resp.	Total	% Resp.
Accounting	25	2	1	0	0	5	33	85%
Athletic Training	3	0	3	0	0	0	6	100%
Biology/Molecular Biology	4	1	6	0	1	7	19	63%
Chemistry (includes Sec.)	2	0	2	0	0	0	4	100%
Chemistry/Engineering	2	0	0	0	0	0	2	100%
Clinical Lab Science	0	0	0	0	1	3	4	25%
Communications	11	2	1	0	0	2	16	88%
CIS/CIS (Business)	7	1	0	0	0	2	10	80%
Computer Science	6	0	0	0	0	0	6	100%
Criminal Justice	11	1	4	1	0	9	26	65%
Economics	0	0	0	0	0	1	1	0%
Education Pre-K	13	0	1	0	0	1	15	93%
Education/Education Studies	4	1	0	0	0	2	7	71%
Engineering/ Civil and Mech.	6	0	0	1	0	2	9	78%
English (Sec./Lit/Prof. Writing)	1	0	2	0	0	2	5	60%
Environmental Studies	1	0	0	0	0	2	3	33%
Environmental Studies	1	1	0	0	0	3	5	40%
Exercise Science	5	2	8	0	0	10	25	60%
General Science	3	0	0	0	0	0	3	100%
General Studies	0	0	0	0	0	2	2	0%
History (includes Sec.)	2	0	0	0	0	8	10	20%
Management	6	1	0	1	0	7	15	53%
Management - Bus. Admn.	15	1	2	2	0	15	35	57%
Management - Ent.	2	0	0	0	0	2	4	50%
Management - Fin.	7	0	1	0	0	6	14	57%
Management - Healthcare Mgmt.	5	0	0	0	0	3	8	63%
Management - HRM	8	0	1	0	0	2	11	82%
Management - IB	1	0	0	0	0	0	1	100%
Marketing	15	2	1	1	0	9	28	68%
Mathematics (includes Sec.)	0	0	0	0	0	3	3	0%
Medical Studies	0	0	61	0	0	12	73	84%
MSLS (B.S.)	0	0	1	0	0	1	2	50%
Neuroscience	1	0	4	0	0	3	8	63%
Nursing	5	0	0	0	0	0	5	100%
Philosophy	0	0	0	0	0	1	1	0%
Physics, (includes Aero, Civil, Mech)	2	0	1	0	0	2	5	60%
Political Science	1	0	4	0	0	0	5	100%
Psychology (BA)	3	0	3	0	0	4	10	60%
Psychology (BS)	1	0	4	0	0	5	10	50%
Sociology	0	0	0	1	0	0	1	100%
TOTAL	179	15	111	7	2	136	450	
Master's Degrees	Emp. FT	Emp. PT	GS FT	UN	Vol.	No Resp.	Total	% Resp.
Athletic Training	2	0	0	0	0	0	2	100%
Healthcare Administration	15	0	0	0	0	11	26	58%
Master of Education	20	0	0	0	0	9	29	69%
Nutrition	5	0	0	0	0	0	5	100%
Physician Assistant	32	0	0	0	0	35	67	48%
TOTAL	74	0	0	0	0	55	129	

Emp. FT = Employed Full-Time
 Emp. PT = Employed Part-Time
 GS FT = Graduate School Full-Time

UN = Unemployed
 Vol. = Volunteer
 No. Resp. = Student Did Not Respond