

Office of Career Planning

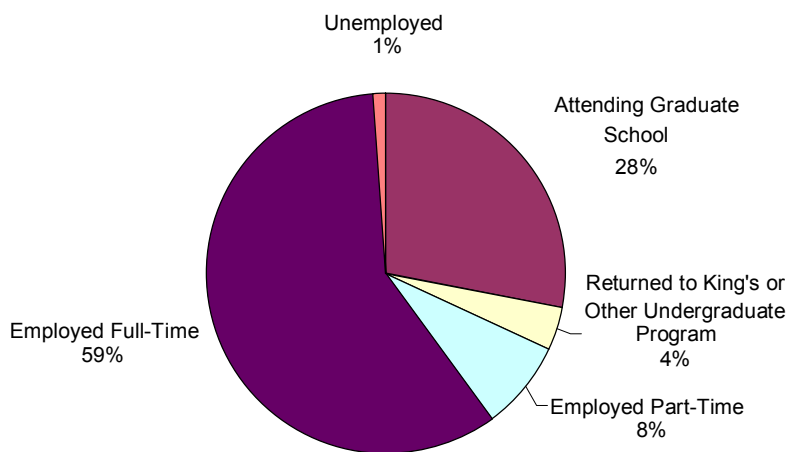
REPORT ON THE CLASS OF 2007

PLACEMENT HIGHLIGHTS FOR THE CLASS OF 2007

Each year the King's College Office of Career Planning prepares a report of our annual survey on the placement status of the graduates from the previous academic year. Information from this report has proven helpful to faculty, administrators, and staff in providing data to current and potential students of King's College. The report includes highlights of the data gathered on the Class of 2007.

The following chart illustrates the placement status of the Class of 2007.

Placement Profile of the Class of 2007



PLACEMENT HIGHLIGHTS FOR THE CLASS OF 2007

- 65% or 284 of the 438 members obtaining a Bachelor's Degree of the Class of 2007 responded to the survey.
- 99% of the responding graduates are employed full-time or part-time, completing a year of volunteer service, or enrolled in undergraduate, graduate or professional school.
- 84% of the graduates employed full-time are in occupations related directly to their fields of academic preparation.
- 28% of the responding population is attending graduate school.
- 4% of the graduates are continuing their educations at King's College or other undergraduate institutions or in specialized training programs.
- 82% of the graduates employed full-time are working in PA, NJ or NY.
- 8% are employed in part-time positions which include substitute teaching and other jobs which are transitions to full-time employment.
- 1% of the responding graduates are unemployed.

**GRADUATES EMPLOYED
FULL-TIME**

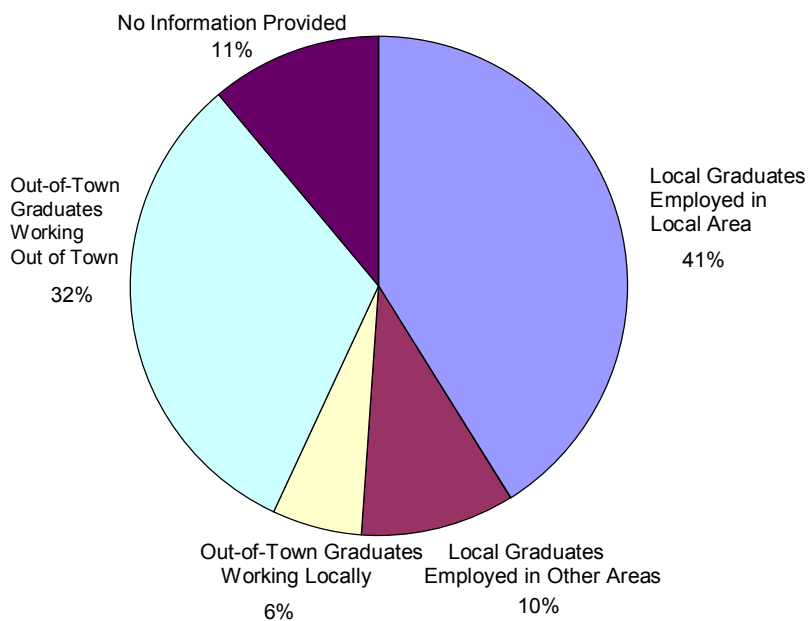
Of the 166 graduates who are employed full-time, 84% are working in jobs related to their fields of academic preparation. A breakdown of placements in and out of field and by region can be seen in the following charts.

GEOGRAPHIC EMPLOYMENT DATA

<u>Employment in/outside field</u>		
Employed In Academic Preparation Field -- In PA	92	55%
Employed In Academic Preparation Field -- Outside PA	41	25%
Employed In Field Other than Academic Prep. -- In PA	18	11%
Employed In Field Other than Academic Prep.-- Outside PA	4	2%
Employed in Academic Preparation Field – no information	6	4%
Employed in Filed Other than Academic Prep – no information	5	3%
TOTAL	166	100%

<u>Local vs. Outside Region Placements</u>		
Local Graduates Employed in the Local Geographic Area*	68	41%
Local Graduates Employed in Other Areas	16	10%
Graduates from Outside the Region Working Locally	10	6%
Graduates from Outside the Region Working Out-of-Town	53	32%
No information Provided	19	11%
TOTAL	166	100%

Geographic Placement of Graduates Working In and Out of the Local Area* Class of 2007

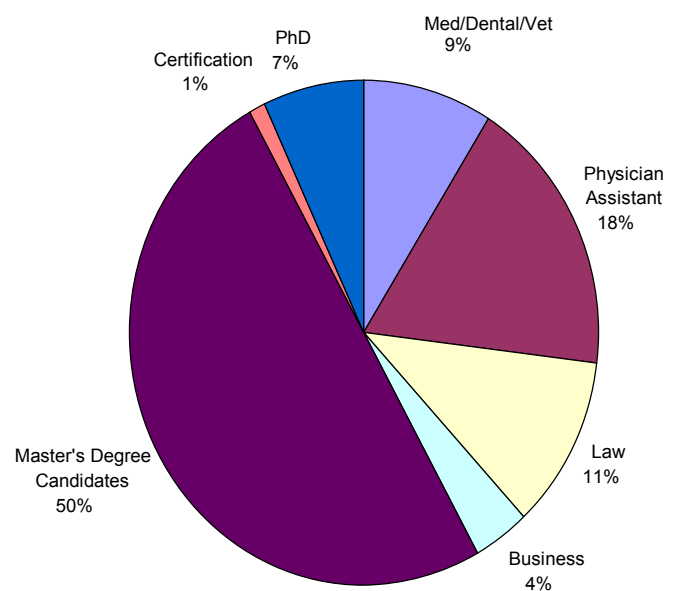


*Local area is defined as Luzerne, Wyoming and Lackawanna Counties

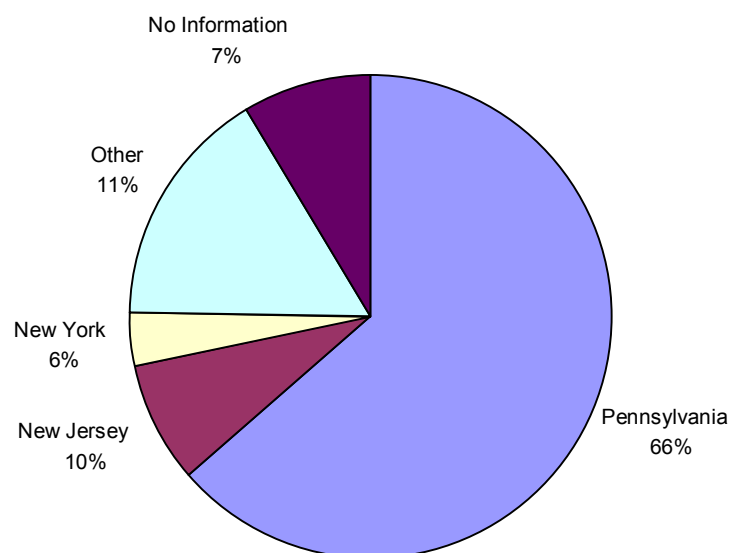
GRADUATE SCHOOL PLACEMENTS

28% of the responding population is attending graduate or professional school. Of the 28%, 18% are physician assistant students who are pursuing their Master's degrees at King's. In addition, 4% of the graduates are continuing their educations through enrollment at King's College or other undergraduate educational institutions or in specialized training programs. Most of these graduates have returned to King's to obtain their certifications for teaching. Graduate school placements are illustrated in the following chart.

Graduate School Placement Class of 2007



Geographic Placement of Graduates According to State Class of 2007



SALARY INFORMATION

Salary information for the Class of 2007 was received from about 53% of the full-time employed graduates who responded to the salary question on the survey. The average salary for 2007 graduates was \$37,615. Bachelor of Science degree graduates were offered average salaries of \$39,778 and

Bachelor of Arts degree graduates averaged \$32,208.

There are significant variations in salary depending on academic major. Additional salary information, as well as salaries by major, can be obtained from the Office of Career Planning.

STATUS OF THE CLASS OF 2007

(as of February 2008)

B.A. and B.S. Degrees

	<u>G.S.</u>	<u>Un Grad</u>	<u>F.T.</u>	<u>P.T.</u>	<u>Vol</u>	<u>Other</u>	<u>Unemp</u>	<u>N.R.</u>	<u>%Resp</u>	<u>Totals</u>
Accounting	1	-	26	2	-	-	-	3	91	32
Athletic Training	4	-	3	1	-	-	-	3	73	11
Biology	9	1	7	-	-	-	-	7	71	24
Business Admin.	8	-	29	-	-	-	1	15	72	53
Chemistry	4	1	1	-	-	-	-	4	60	10
Clinical Lab Science	1	-	1	-	-	-	-	-	100	2
Communications	3	-	14	4	-	-	1	17	57	39
Computers/Info Sys	-	-	4	-	-	-	-	3	58	7
Criminal Justice	3	-	14	6	-	-	-	20	54	43
Economics (B.A.)	-	-	1	-	-	-	-	-	100	1
Elementary Education	1	5	16	7	-	-	-	14	68	43
English	1	-	3	2	-	-	-	10	38	16
Environmental Science	1	-	1	-	-	-	-	1	67	3
Environmental Studies	-	-	1	-	-	-	-	3	25	4
Finance	1	-	11	-	-	-	-	4	75	16
General Science	1	-	-	-	-	-	-	2	33	3
Health Care Admin.	-	-	-	-	-	-	-	1	-	1
History	2	3	3	1	-	-	-	11	45	20
Human Resource Mgmt.	-	-	3	-	-	-	-	3	50	6
International Business	1	-	2	-	-	-	-	-	100	3
Marketing	1	-	14	-	-	-	-	6	72	21
Math (B.A.)	1	-	1	-	-	-	-	-	100	2
Math (B.S.)	-	-	2	-	-	-	-	-	100	2
Medical Studies	14	-	-	-	-	-	-	-	100	14
Neuroscience	8	-	1	-	-	-	-	5	65	14
Philosophy	1	-	-	-	-	-	-	1	50	2
Political Science	5	-	3	-	-	-	-	6	58	14
Psychology (B.A.)	6	1	3	-	-	-	-	8	56	18
Psychology (B.S.)	3	-	2	-	-	-	-	3	63	8
Sociology	-	-	-	1	-	-	-	1	50	2
Spanish	-	-	-	-	-	-	-	1	-	1
Theater	-	-	-	-	-	-	-	2	-	2
Theology	-	-	-	-	1	-	-	-	100	1
TOTALS	80	11	166	24	1	-	2	154	65%	438

M.S. Degrees

Health Care Admin.	-	-	5	-	-	-	-	5	50	10
Physician Assistant	-	-	16	-	-	-	1	20	46	37
Reading	-	-	3	-	-	-	-	19	14	22
TOTALS	-	-	24	-	-	-	1	44	37%	69

G.S. - Attending graduate/professional school P.T. - Working part-time F.T. - Working full-time or enlisted in the military service
 Un Grad - Returning to King's College or Vol - Volunteer Services Unemp. - Unemployed N.R.
 or other undergraduate institutions Other - Travel, child rearing, etc N.R. - No response to survey
 % Resp. - Percentage of students responding to survey

King's College *Office of Career Planning*

Mission Statement

Our mission is to promote lifetime career satisfaction by empowering and educating students in developing professional, career and academic management skills, partner with faculty and staff in support of students' aspirations, and maintain a hospitable environment that enables employers to meet their recruiting needs.

Staff

Christopher C. Sutzko, MS, CRC, CSSC, LPC
Director

Jamie Guilford, MA
Employer/Corporate Relations Coordinator

Kelly Lettieri, MEd
Career Development Specialist

Theresa M. Kinney
Administrative Assistant

**The Office of Career Planning is located in
the lower level of the Administration Building
Weekdays
8:30 am - 4:30 pm
570-208-5874**

www.kings.edu/academics/CareerPlanning/careerresourcecenter